










Ranks

Ranks are how Scouts advance in Scouting. Scouts advance by learning outdoor skills, working as part of a team (the Patrol), developing leadership skills, earning merit badges and performing valuable community service.

	Scout Rank - Scouts will demonstrate basic knowledge of Scouting ideals, symbolism and several common knots.
	Tenderfoot -Scouts will demonstrate basic outdoor skills, physical fitness, citizenship, personal growth and Scout spirit. Scouts will attend an overnight camping experience, learn basic first aid, assist in preparing camp meals and learn to use and care for camp tools.
	Second Class -Scouts will become more proficient in outdoor skills and take on more responsibility during camping trips by planning and cooking meals, building fires, orienteering, identifying plants and animals. Scouts will learn basic finances, swimming and continue to show citizenship.
	First Class -Scouts will continue to develop their outdoor, first aid and orienteering skills. Scouts will begin to develop leadership skills and apply those skills within the Troop. Scouts will continue to show good citizenship.
	Star Rank -Scouts will actively serve in the Troop in a leadership position, perform community service and earn at least 6 merit badges (2 elective + 4 Eagle required).
	Life Scout -Scouts will actively serve in the Troop in a leadership position, perform community service and earn at least 11 merit badges (4 elective and 6 Eagle required).
	Eagle Scout -Scouts will demonstrate Scout spirit, service and leadership. Scouts will earn the 21 merit badges (7 elective and 14 Eagle required) and perform a leadership project that they plan, manage and lead.

Rank Advancement Opportunities

The Troop provides opportunities for completion of Scout, Tenderfoot, Second Class and First Class at meetings and outings by pairing Scouts with a Troop Guide. Bring the Scout Handbook to each meeting so rank requirements can be signed off as they are completed.

Troop Guide for New Scouts

Summer Camp (June 1-7, 2025) Bert Adams Rawhide Program

Atlanta BSA First Year Scout Skills (Sept. 26-28, 2025) <https://www.atlantabsa.org/fyss>

Merit Badges

There are 139 potential merit badges to be earned. To earn Eagle Rank, the Scout must earn the following 14 merit badges (plus 7 electives): camping, citizenships in the world, in the nation, in the community and in society, communication, cooking, emergency preparedness OR lifesaving,

environmental science OR sustainability, family life, first aid, personal fitness, personal management, swimming OR hiking OR cycling.

Scouts should keep a binder with all completed merit badge work for future reference if needed for the Eagle BOR. It is up to the Scout to choose merit badges and ensure the most up to date requirements are done.

List of Merit Badges: <https://www.scouting.org/skills/merit-badges/all/>

Earning Merit Badges

There are several ways a Scout can start and complete a merit badge.

- Blue Card: Meet with the Scoutmaster or Merit Badge Delegate, get a Blue Card and get a list of merit badge counselors from the Scoutmaster. Talk with the assigned merit badge counselor and complete the requirements. Speak with the ScoutMaster or Merit badge delegate on completion of the Merit badge
- Merit Badge Clinics/Summits: Attend a merit badge class or clinic (see below) * Must speak with the ScoutMaster or Merit Badge Delegate to open a blue card BEFORE attending a clinic/summit.
- Summer/Winter Camp: Many Eagle required badges are offered at summer camp. Remember to speak with the ScoutMaster or Merit Badge Delegate about what merit badges you want to take and get a blue card BEFORE attending camp.

Merit Badge Process Blue Card method:

1. Pick a Subject. Speak with the Scoutmaster or Merit Badge Delegate and get a blue card for the merit badge. The blue card can be opened electronically in Scoutbook, or a paper blue card can be given. The Scoutmaster can give you contact information for merit badge counselors.
2. Read the requirements of the merit badges. This is very important! Some requirements state that you discuss with or need approval from a Merit Badge Counselor before starting the requirement.
3. Contact the MBC. You must have another person with you at each meeting/contact. MBCs may ask to meet you to explain what is expected and to start helping you meet the requirements. You should also discuss work you have already started or possibly completed. Work on a merit badge can be completed any time *unless otherwise specified in the merit badge requirements*.
4. After the merit badge is completed, have a second conversation with the ScoutMaster or Merit Badge Delegate about what was learned.
5. Completed blue cards are sent to advancement841@gmail.com to be entered into the Scoutbook. Alternatively, the Scout may invite a MBC to be linked in Scoutbook and the MBC will enter completed requirements directly in Scoutbook.

Merit Badge Process Clinic/Summit/Camp Method:

1. Speak with the ScoutMaster or Merit Badge Delegate about the merit badges you plan to take. Ask for a blue card to be opened for those merit badges. The blue card can be opened electronically in Scoutbook or a paper blue card can be given out.
2. Sign up for a clinic/class or camp.
3. Read the requirements of the merit badges. This is very important! Some clinics or camps have requirements that need to be done before or after the class.
4. Get the name and contact information of the merit badge counselor running the class. This is very important! The counselor may need to be contacted afterwards.
5. After the merit badge is completed, have a second conversation with the ScoutMaster or Merit Badge Delegate about what was learned.
6. There are 3 ways to enter completed requirements:
 - a. Completed blue cards are sent to advancement841@gmail.com
 - b. MBC is linked in Scoutbook
 - c. Completed reports are downloaded from Tentaroo and sent to advancement841@gmail.com

Troop Merit Badge Counselors:

Justin Leaders: Athletics, Backpacking, Camping*, Cycling*, Drafting, Engineering, First Aid*, Geocaching, Hiking*, Orienteering, Personal Fitness*, Pioneering, Public Speaking, Search and Rescue

Noelani Anderson: Chemistry, Collections, Dog Care, Environmental Science, Family Life*, Gardening, Horsemanship, Nuclear Science, Pets, Reptile and Amphibian Study, Sustainability*, Swimming*

Jenny Burley: Cooking*, Communications*

Kevin Carnegie: Fishing, Fly Fishing

Angela Walker: Citizenship in the Community*, Citizenship in the Nation*, Communications*, Dog Care, Entrepreneurship, Family Life*, Gardening, Leatherwork, Reading, Skating

Sri Jitta: Personal Management*

Resources for Merit Badges Check sites often for registration dates and opportunities.

Atlanta BSA <https://www.atlantabsa.org/MBOpportunities>

Nega BSA Scoutland Summerquest <https://www.nega-bsa.org/SLQuest>

Dunwoody Nature Center <https://dunwoodynature.org/education/scouts/bsa-scouts/>

Cape Fear Council (offers online merit badge sessions) <https://www.capefearcouncilbsa.org/>

Shenandoah Area Council virtual camp <https://www.sac-bsa.org/Cyberquipe>

Merit Badge Counselors <https://www.atlantabsa.org/mbcounselor>

Quality MBCs are necessary to support Scouts and give them opportunities to explore and earn merit badges. for an overview. Merit Badge Counselors must have

1. Youth Protection Training <https://www.atlantabsa.org/youth-protection>
2. Merit Badge Counselor Training <https://www.bsacac.org/training/adult-required/scouts-bsa/merit-badge-counselor-training/>
3. Special Certifications for some merit badges
<https://www.atlantabsa.org/files/40614/Special-Certifications>

<https://beascout.scouting.org/> Scouts BSA Find a unit-Troop841-Apply Now-Adult volunteer

<https://my.scouting.org/> create an account

<https://counselor.atlantabsa.org/>